



irish dental association

OPEN WIDE



Irish Dental Association
ANNUAL CONFERENCE

Kilkenny May 15–17, 2014

CPD VERIFIABLE

PRESIDENT'S WELCOME

Dear Colleague

On behalf of the Irish Dental Association it gives me great pleasure to introduce our Annual Conference 2014 Programme. We will return to the Marble City of Kilkenny from Thursday to Saturday, May 15-17, 2014. The Lyrath Estate Hotel is the venue for next year's conference and has a state-of-the-art conference centre, and excellent accommodation and leisure facilities situated right on the outskirts of the historic city of Kilkenny.

I'm grateful to the members of the Conference Committee who have worked hard to produce a comprehensive scientific programme. We are fortunate to have some outstanding national and international speakers who will present on a variety of topics of interest. I am especially pleased to welcome world-renowned speakers such as: Dr Didier Dietschi who, along with Dr Paddy Crotty, will offer a hands-on course on composites; Dr Maurice Salama of DentalXP fame, who is an acknowledged expert in the management of soft tissues in aesthetic dentistry; and, I am delighted to welcome back the ever popular Professor Stanley Malamed, who will present on medical emergencies and local anaesthesia.

This year sees the introduction of two parallel sessions on both Friday and Saturday offering a choice of lectures to delegates. Friday will still offer a programme relevant to all members of the dental team but also an alternative programme for those interested in more specific clinical subjects.

Once again, we welcome the involvement of our dental trade colleagues, who will showcase the most up-to-date materials, equipment and services on Friday and Saturday, May 16 and 17 at our trade show. This is the largest trade show in the country and will be attended by over 50 exhibitors. Their presence and sponsorship of the conference allows us to put together such a varied programme of speakers and to attract speakers from abroad.

Dentists have an obligation to maintain and update their knowledge and skills through CPD and there will be presentations in all three core CPD subject areas of infection control, oral radiology and medical emergencies.

The conference will include a varied social programme, including cultural events, golf and our annual dinner on Friday May 16, along with a fun night for all on Thursday May 15. An important part of the conference has always been meeting old friends and making new ones. Remember to include 'Open Wide' in the 2014 diary for you and all your dental team.

We look forward to welcoming you to Kilkenny in May 2014!



Peter Gannon
President Elect



Pre-Conference Programme	6
Dental Team Day	7
Dentists' Programme	8
Dental Nurses' Programme	9
Dental Hygienists' Programme	9
Dental Technicians' Programme	9



ORAL SURGERY

Oral surgery for the general practitioner

Drs Naomi Rahman and Seamus Rogers

Two half-day courses 9.30am-1.00pm or 2.00pm-5.30pm

This course will cover practical tips for the general dental practitioner in minor oral surgery. It is aimed at giving the general practitioner the skills to surgically remove teeth or roots in general dental practice.

Discussion will centre on:

- basic flap design for surgical extractions;
- demonstration of the surgical kit and instruments;
- all suturing techniques (including simple interrupted, horizontal and vertical mattress sutures); and,
- bleeding control methods.

Participants will have the opportunity to first watch the techniques on a large screen and then practice on a model under the instruction of Naomi and Seamus.

Learning objectives:

Upon completion of this course the attendee should be able to: cut a surgical flap; suture with confidence; and, control bleeding in a patient.



ENDODONTICS

Developing your routine for endodontics

Dr Pat Cleary

Full-day hands-on course – 9.30am-5.00pm

1. Assessment of teeth for endodontic treatment including diagnosis, determining suitability for treatment and estimating difficulty in treating successfully.
2. Ergonomics and organisation in endodontics.
3. Designing access cavity preparations to enable treatment but minimise tooth weakening.
4. Preparation and disinfection of root canals to minimise post-treatment infections and facilitate obturation.
5. Obturation of the root canal.
6. Post-endo restoration considerations.



AESTHETICS

The role of TEAM in reconstructive aesthetic dentistry: a defined algorithm for success

Dr Maurice Salama

Full-day lecture 9.30am-12.30pm; 1.30pm-5.00pm

This presentation will focus on a defined algorithm for the interdisciplinary team of the restorative dentist, periodontist and orthodontist to successfully reconstruct the soft tissue foundation for all restorative options in anterior tooth replacement.

The diagnosis of deficiencies as well as the varied treatment options will be discussed in detail.

1. What are the risk factors in anterior implant therapy?
2. What are the four most important diagnostic components of a successful treatment design for an aesthetic restoration?
3. How and when to successfully incorporate minimally invasive protocols?
4. How do new Macro and Micro-geometry of implant designs affect treatment planning?
5. How do new Digital and CAD/CAM technology optimize minimally invasive anterior implant therapy?



COMPOSITES

Metal-free posterior restorations: direct techniques


Drs Didier Dietschi and Paddy Crotty

2 Half-day hands-on courses 9.30am-1.00pm or 2.00pm-5.30pm

Composite resins are currently used in a broad range of situations, from treatment of initial decays to the restoration of extended and serial cavities, including the aesthetic and functional rehabilitation of patients with severe tooth wear. However, polymerisation shrinkage of the resin matrix and in-mouth material application are still crucial issues, which impose certain limitations to the use of direct techniques. This course will review decision criteria for the treatment of posterior teeth with direct techniques, and discuss the main incremental options as well as recent 'simplified' filling techniques.

Learning objectives:

1. to understand the multiple factors influencing the quality and long-term behaviour of tooth-coloured posterior restorations; and,
2. to master the clinical application of direct posterior composite restorations with a focus on layering and sculpting techniques.



TEAM PROGRAMME

9:00 – 9:30	Infection control, autoclaves and washer disinfectors – what do we need? <i>Nick Armstrong</i>
9:30 – 10:00	Cheka – an Irish dental project in Africa <i>Conor McAlister</i>
10:00 – 10:45	Risky business <i>Kevin Lewis</i>
10:45 – 11:15	TEA/COFFEE
11:15 – 12:00	Oral health promotion and the dental team <i>Kellie O'Shaughnessy</i>
12:00 – 12:45	Physiotherapy for the dental team <i>Stephanie Tarrant</i>
12:45 – 2:00	LUNCH
2:00 – 2:45	Emergency medicine: back to basics <i>Stanley Malamed</i>
2:45 – 3:30	Mouth cancer past, present and future: understanding the patient journey. <i>Paddy McCann</i>
3.30 – 4.00	TEA/COFFEE

ALTERNATIVE PROGRAMME

9:00 – 10:00	Smile design – a multidisciplinary approach to restoration and aesthetics <i>Maurice Salama</i>
10:00 – 10:45	Panoramic radiography – an update <i>Nick Drage</i>
10:45 – 11:15	TEA/COFFEE
11:15 – 12:45	'No-prep' aesthetic and functional rehabilitations with composite resins <i>Didier Dietsche</i>
12:45 – 2:00	LUNCH
2:00 – 2:45	Tips for extractions in practice <i>Justin Moloney</i>
2:45 – 3:30	Removable partial dentures in practice <i>Edward Cotter</i>
3.30 – 4.00	TEA/COFFEE

Both programmes will merge for the last two presentations – two fascinating topics, not to be missed by any team member.

4:00 – 4:45	Murder and mayhem: Some aspects of forensic dentistry <i>David Whittaker</i>
4:45 – 5:30	Whether you think you can or you think you can't you're right <i>Gerry Duffy</i>

PROGRAMME 1

10.00 – 10.45	Is the mandibular block passé? <i>Stanley Malamed</i>
10.45 – 11.15	TEA/COFFEE
11.15 – 12.00	Posts and cores – old and new <i>Gerry Cleary</i>
12.00 – 12.45	Can we fix it, yes we can! <i>Alistair McDonald</i>
12.45 – 2.00	LUNCH
2.00 – 2.45	Clinical photography in dentistry today <i>PJ Byrne</i>
2.45 – 3.30	Direct posterior composite resin – Achieving the biometric restoration <i>David Klaff</i>
3.30 – 4.00	TEA/COFFEE
4.00 – 4.45	Indirect posterior composite resin – Achieving the biometric restoration <i>David Klaff</i>
4.45 – 5.30	Why a child should visit the dentist by age one and what the dental practitioner can expect to see <i>Paddy Fleming</i>

PROGRAMME 2

10.00 – 10.45	Current concepts in the management of TMD: an evolving science <i>Eamonn Murphy</i>
10.45 – 11.15	TEA/COFFEE
11.15 – 12.00	The changing dynamic of orthodontics in general and specialist practices <i>Michael Ormonde</i>
12.00 – 12.45	Quality in dentistry – what is it? <i>Martin Tickle</i>
12.45 – 2.00	LUNCH
2.00 – 2.45	Truly minimally invasive cosmetic dentistry for every dentist <i>Tif Quereshi</i>
2.45 – 3.30	Two implant overdentures in general practice <i>Alastair Woods</i>
3.30 – 4.00	TEA/COFFEE
4.00 – 4.45	Regenerative periodontal therapy: biomaterials and lasers <i>Traelach Tuohy</i>
4.45 – 5.30	White patches – diagnosis and management <i>Sheila Galvin</i>

DENTAL NURSES

10.00 – 10.45	Mouthguards for children in contact sports <i>Margaret O'Mally</i>
10.45 – 11.15	TEA/COFFEE
11.15 – 12.00	Dental radiography for the dental nurse <i>Andrew Bolas</i>
12.00 – 12.30	Communication skills for the dental nurse <i>Kevin Lewis</i>
12.30 – 1.00	Endodontics for the dental nurse <i>Alastair McDonald</i>
1.00 – 2.00	LUNCH
2.00 – 2.45	Social media for the dental practice <i>Mark Kelly</i>
2.45- 3.30	TBC

DENTAL HYGIENISTS

10.00 – 10.45	The diabetic patient <i>Sheila Galvin</i>
10.45 – 11.15	TEA/COFFEE
11.15 – 12.00	LA for hygienists <i>Stanley Malamed</i>
12.00 – 12.45	Regenerative periodontal therapy: biomaterials and lasers <i>Traelach Tuohy</i>
12.45 – 2.00	LUNCH
2.00 – 2.45	Radiography and radiology for periodontal disease <i>Andrew Bolas</i>
2.45- 3.30	TBC

DENTAL TECHNICIANS

10.00 – 10.45	Overview of maxillofacial prosthetics <i>Edward Cotter</i>
10.45 – 11.15	TEA/COFFEE
11.15 – 12.00	Splints: a review of splint appliances <i>Eamonn Murphy</i>
12.00 – 1.00	Title TBC Joint presentation to cover the general topic of posts and cores. <i>Glenn McEvoy and Gerry Cleary</i>
1.00 – 2.00	LUNCH

WORKSHOPS

Data collection, usage and protection workshops

The collection, usage and protection of our patients' data is becoming ever more onerous for both dental practitioners and staff. Do you know your obligations under Irish



law? Do you know your obligations under EU law?

The aim of these workshops is to look at the legal requirements surrounding patient information and records. As at previous Annual Conferences, a practice audit will be delivered at the workshops.

These workshops will be delivered by the Office of the Data Protection Commissioners in conjunction with Dr Eamon Croke of the IDA Quality and Patient Safety Committee.

CPR/medical emergencies workshops

CPR is a mandatory requirement for continuing professional development (CPD). All registered delegates will have the opportunity to take part in a CPR course on either Friday May 16 or Saturday May 17. All members of the dental team are welcome.



Dr Joe Moloney Award



Ms Kellie O'Shaughnessy, dental hygienist and oral health promoter, winner of the Moloney Award for 2013, pictured with Dr Paddy Crotty, representing the Dental Health Foundation, and IDA President Dr Seán Malone

This year sees the continuation of the Dr Joe Moloney Award, kindly sponsored by the Dental Health Foundation. This award will be given to the presentation judged as Best Table Demonstration by a panel of judges. A magnificent glass trophy will be awarded in perpetuity. A poster presentation, while welcome, will not be eligible for the Award.

Tony Costello Memorial Medal



Mrs Jackie Costello presenting the Costello Medal to Joey Donovan of Cork University Dental School & Hospital with Dr Seán Malone, President of the IDA.

The competition for the Tony Costello Memorial Medal will be judged on a Table Demonstration or Poster Presentation of not more than 10 minutes on a subject applicable to general dental practice. Each of the three dental schools may enter a team of a maximum of two people. The presentation will be judged on:

- clinical usefulness;
- academic content;
- presentation; and,
- originality.

The Irish Dental Association will provide a grant of €400 per demonstration.

Table demonstrations

Applications are invited from intended delegates wishing to present table demonstrations and poster demonstrations at the Annual Conference 2014. Demonstrations will be held from 2.30pm-3.30pm on Friday May 16.

The area will be available for setting up of table demonstrations from 1.00pm on Friday. Setting up must be complete by 2.00pm.

The organising committee will review all applications and reserve the right to accept or reject any applications. It is hoped that a multiplicity of dental interests will be covered. Please send in details of your table demonstration, including the title of your presentation and a short abstract of what your presentation includes, to:

Table demonstrations
Irish Dental Association
Unit 2 Leopardstown Office Park
Sandyford
Dublin 18



OPEN WIDE
Irish Dental Association's
ANNUAL CONFERENCE
Kilkenny May 15-17, 2014

ANNUAL PRESIDENT'S DINNER 2014
Friday May 16

7.30pm Drinks Reception

8.15pm Dinner followed by dancing

Tickets: €85

All dental team members,
trade members and
friends welcome.





NICK ARMSTRONG

Former principal dental surgeon, HSE, and current member of IDA quality & patient safety committee

Infection control, autoclaves and washer disinfectors – what do we need?

This lecture will discuss the different types of autoclaves, what they are designed to do and what you should look for in a good autoclave. Washer disinfectors will also be discussed, including the reasons that they are the best method of cleaning instruments and the different types of w/ds. Other issues discussed will include: safety checks and testing of autoclaves; record keeping; and, relevant standards and legislation.



ANDREW BOLAS

HSE dental surgeon, Sligo, oral surgeon and part-time lecturer in dental radiology in Dublin Dental University Hospital.

Dental Radiography for Dental Nurses.

The course will cover radiation protection, cross infection control and the equipment needed to take good quality radiographs. It will act as a refresher for those with the certificate and for those without it might provide the interest to do the course.

Radiography and radiology for periodontal disease

The course will look at the appropriate radiographs that are needed to diagnose and monitor periodontal disease and other issues.



PJ BYRNE

Practice limited to periodontology and oral surgery in Dublin.

Clinical photography in dentistry today

Clinical photography is an essential skill in every area of dentistry today.

Understanding the fundamentals of clinical photography, learning to choose the correct equipment and developing a reproducible technique enabling participants to capture high quality photographic images to aid their practice, is the aim of this presentation.

This lecture will help clinicians to achieve optimum benefit from the use of clinical photography in their day-to-day practise of dentistry.



GERRY CLEARY

Practice limited to prosthodontics, Dublin

Posts and cores – old and new

Criteria for successful posts and cores will be reviewed. The lecture will discuss the basics of post preparation. Direct and indirect post materials and techniques will be considered. The lecture will provide the attendee with the important criteria to allow a comprehensive assessment of a tooth prior to making a decision to restore it with an appropriate post and core.

Title TBC

This will be a joint presentation from Mr Glenn McEvoy and Dr Gerry Cleary and will cover the general topic of Posts and Cores.



EDWARD COTTER

Practice limited to prosthodontics, maxillofacial prosthetics and dental oncology, Dublin

Removable partial dentures in practice

This lecture will cover the principles of and reasons for different designs of removable partial dentures. The implications and advantages of a removable approach to restoration will be discussed.



PAT CLEARY

Practice limited to endodontics, Dublin

Developing your routine for endodontics

This course will include:


1. Assessment of teeth for endodontic treatment.
2. Ergonomics and organisation in endodontics.
3. Designing access cavity preparations to enable treatment but minimise tooth weakening.
4. Preparation and disinfection of root canals to minimise post-treatment infections and facilitate obturation.
5. Obturation of the root canal.
6. Post-endo restoration considerations.



PADDY CROTTY
General practitioner, Dublin

Metal-free posterior restorations: direct techniques

Composite resins are currently used in a broad range of situations, from treatment of initial decays to the restoration of extended and serial cavities, including the aesthetic and functional rehabilitation of patients with severe tooth wear. However, polymerisation shrinkage of the resin matrix and in-mouth material application are still crucial issues. This course will review decision criteria for the treatment of posterior teeth with direct techniques, and discuss the main incremental options as well as recent 'simplified' filling techniques.



DIDIER DIETSCHI
Practice limited to aesthetic restorative dentistry

Metal-free posterior restorations: direct techniques

Composites are used in a broad range of situations. However, shrinkage of the resin matrix and in-mouth material application are still crucial issues. This course will review decision criteria for the treatment of posterior teeth with direct techniques, and discuss incremental options.

No-prep smile rehabilitation

This programme will cover treatment rationale and integration of direct composites in a comprehensive approach to dental aesthetics.



NICK DRAGE
Consultant in dental and maxillofacial radiology, University Dental Hospital, Cardiff, and Vale University Health Board.

Panoramic radiography – an update

This presentation will provide an overview of panoramic radiography. It will include image acquisition, the importance of correct positioning and the normal anatomy seen on the radiographs. The risks of panoramic radiography, as well as selection criteria for this investigation in general dental practice, will also be addressed. Some of the difficulties in interpretation of panoramic imaging will also be covered.



GERRY DUFFY
Professional motivational speaker, business mentor and writer

Whether you think you can or you think you can't you're right


Running 32 marathons in 32 days, Gerry Duffy has a sporting CV that has seen him complete some of the hardest endurance challenges on the planet. A year after completing the 32 marathons, he completed a DECA Iron Distance Triathlon, an event dubbed "the toughest 10-day endurance challenge in the world". Gerry crossed the finish line in first place having swum 24 miles, cycled 1,160 miles and run 262 miles, more than 19 hours ahead of his competitors. Learn about the daily habits of high achievers and how you can achieve your goals.



PADDY FLEMING
Senior lecturer and consultant in paediatric dentistry, Dublin Dental University Hospital and Our Lady's Children's Hospital Crumlin

Why a child should visit the dentist by age one and what the dental practitioner can expect to see

An important goal should be the prevention of dental disease in children. It is recommended that oral health assessments with counselling should take place during the first year of life to help prevent the development of early childhood caries. This is important for those infants who have been diagnosed with significant medical conditions. GDPs should encourage parents to schedule an appointment for dental examination of their infants by age one.



SHEILA GALVIN
Specialist registrar in oral medicine, Dublin Dental University Hospital

White patches – diagnosis and management

Common white patches of the oral mucosa, for example lichen planus, leukoplakia, candidiasis, frictional keratosis and smoking-related keratosis, will be discussed, along with some more unusual causes of white patches. Important differential diagnoses not to miss will be emphasised. Initial management, need for referral and referral pathways will also be covered.



MARK KELLY

General dentist, Dublin and Cavan, and website developer

Social media for the dental practice

Every dental practice today should have a website. Consumers are constantly browsing the web to find products and services, and this includes dentistry. A website should be the cornerstone of any dental practice's marketing campaign. This presentation will also touch on other social media tools and how you communicate online with patients.



DAVID KLAFF

Specialist in prosthodontic dentistry, London Centre for Implant and Aesthetic Dentistry

Achieving the biometric restoration with direct and indirect posterior composite resin restorations

These presentations will cover the basic foundations of diagnosis and treatment planning, as well as the indications for choosing materials. Current concepts of cavity design, preparation and insertion of material will be discussed. Biological effects of tooth preparation and restoration on the pulpal complex will be discussed as well as optimisation of the interface, with particular emphasis on bonding techniques and choice of adhesive protocol.



KEVIN LEWIS

Director, Dental Protection

Risky business

International research shows that clinicians have the potential to reduce risk of litigation by improving communication skills and better manage patients expectations. Some practical suggestions as to how to minimise risk will be highlighted.

Communications for the dental nurse

This lecture will look at ways of improving communication skills, enhancing skills in dealing with difficult situations and ultimately improving patient satisfaction.



STANLEY MALAMED


Professor of Anesthesia & Medicine, University of Southern California School of Dentistry

Emergency medicine back to basics

A review of the preparation for, and effective management of potentially life-threatening situations that can arise.

Is the mandibular block passé?

Providing effective pain control is a critical part of dental treatment, yet achieving consistently reliable anesthesia in the mandible has proved elusive. The traditional inferior alveolar nerve block (IANB) has a high failure rate; for example, the failure rate in lateral incisors is 81 percent. As a consequence, new approaches and techniques have been developed.



CONOR MCALISTER

General practitioner, Dublin

Cheka – an Irish dental project in Africa

Cheka (Swahili for smile) is a dental project in Kenya, founded by a group of Irish dentists in 2002. It is a cooperation between teams of visiting Irish dentists and a locally run dispensary in Embulbul, a suburb of Nairobi. Embulbul is a 'village' of approximately 60,000 people at the foot of the Ngong Hills. Since 2002, fifteen teams of Irish dentists have visited the clinic and outlying areas. A large part of their time is taken up with 'cosmetic dentistry' in an area where severe dental fluorosis is very prevalent.



PADDY MCCANN

Consultant maxillofacial and oral surgeon, Galway

Mouth cancer past, present and future: understanding the patient journey

The presentation will cover historical aspects of mouth cancer treatment, modern day techniques of mouth cancer treatment interface with multi disciplinary team and expanding role for chemotherapy and radiotherapy. The association with human papilloma virus (HPV16) will also be discussed with its prognostic implications.



ALISTAIR MCDONALD

Practice limited to endodontics, Glasgow

Can we fix it, yes we can!

Case-based presentation demonstrating the scope of current practice in endodontics. Established concepts in endodontics will be discussed and challenged. The future of endodontics, along with emerging technologies, will be examined.



GLENN MCEVOY

Managing Director of Eurocast dental laboratory

Title TBC

This will be a joint presentation from Mr Glenn McEvoy and Dr Gerry Cleary and will cover the general topic of Posts and Cores.



JUSTIN MOLONEY

Oral surgeon in private practice and part-time member of staff, Department of Oral and Maxillofacial Surgery, Dublin Dental University Hospital

Tips for extractions in practice

It has been suggested that practitioners are faced with doing more extractions than in the past. These can become time consuming if the right approach is not taken, and can even lead to incomplete extractions requiring reasonably urgent referral, often after an hour or more of effort. This lecture will highlight assessment, instrumentation, equipment, set-up, technique, postoperative care and costs associated with minor oral surgery in practice, to make practitioners more confident when extracting teeth.




EAMONN MURPHY

Private practice in Cork, Orofacial pain

Current concepts in the management of TMD: an evolving science

Historically, splint therapy has been the bedrock of TMD management. However, with greater appreciation of the pain experience and increased evidence supporting behavioural management, along with current controversies relating to the provision of jaw splints, and a need to adhere to evidence-based principles, this field is rapidly evolving. During an economic downturn, increased stress levels and associated distress influence parafunctional jaw activity and, in susceptible patients, this will manifest as jaw pain and dysfunction.



MARGARET O'MALLEY

Oral health promoter, HSE West

**Mouthguards for National School Children in Contact Sport
*Putting Research into Policy***

The presentation will establish the extent of dental trauma experienced by National School children in the HSE West, aged 9.13 years who engages in sport, determine mouthguard usage, parental and sports organizations knowledge and awareness of dental protection issues. Are parents aware what to do in the event of a dental trauma? Using the results of the research to look at what our National Sporting Organizations and local clubs are doing to try to combat Dental Trauma. Give an overview of what is needed to achieve policy change within the realms of the G.A.A.



MICHAEL ORMONDE

Orthodontist, Kilkenny

The changing dynamic of orthodontics in general and specialist practices

This presentation will review the range of appliances available to orthodontists and general dental practitioners. The benefits and limitations of the various systems will be discussed, including tips on how to identify potentially difficult cases. Developments in specialist practices include mini-implants to move teeth. Recent improvements in aesthetic appliances such as lingual braces and aligners have captured the interest of adults. There are many more providers of orthodontics than ever before with pressure for cheaper, shorter and more aesthetic treatments.



KELLIE O'SHAUGHNESSY
Dental hygienist and oral health promoter

Oral health promotion and the dental team


This presentation will cover health promotion, including: the use of risk assessments and evaluations of oral health promotion programmes; the role of the whole dental team in oral health promotion; and, the resources available in Ireland and integration of health sectors. Attendees will gain: greater awareness of current oral health programmes in Ireland; understanding of key issues and differences between oral health promotion/oral health education; and, understanding of the dental team's role in community empowerment.



TIF QUERESHI
General dentist, London, with special interest in cosmetic dentistry

Truly minimally invasive cosmetic dentistry for every dentist

This presentation will cover clear protocols for the sequencing and timing of pre-alignment techniques used before minimal and non-invasive cosmetic dentistry. Progressive and ethical techniques for accurate and measured space creation involving inter-proximal reduction will be addressed. A new system of techniques will be presented, which, used in combination, deliver minimum invasion and maximum effect, and can be offered to any patient with the confidence that risks are low, and success is achievable.



NAOMI RAHMAN
Oral surgeon in Dublin, Kildare and Meath

Oral surgery for the general practitioner

This course will cover practical tips for the general dental practitioner in minor oral surgery. It is aimed at giving the general practitioner the skills to surgically remove teeth or roots in general dental practice. Discussion will centre on:

- basic flap design for surgical extractions;
- demonstration of the surgical kit and instruments;
- all suturing techniques (including simple interrupted, horizontal and vertical mattress sutures); and,
- bleeding control methods.



SEAMUS ROGERS
Oral surgeon, Dublin and Galway

Oral surgery for the general practitioner

This course will cover practical tips for the general dental practitioner in minor oral surgery. It is aimed at giving the general practitioner the skills to surgically remove teeth or roots in general dental practice. Discussion will centre on:

- basic flap design for surgical extractions;
- demonstration of the surgical kit and instruments;
- all suturing techniques (including simple interrupted, horizontal and vertical mattress sutures); and,
- bleeding control methods.



MAURICE SALAMA
Orthodontist, periodontist and member of dentalxp.com

The Role of TEAM in reconstructive aesthetic dentistry

A full day presentation on the management of the soft tissue foundation for all restorative options, including implants, in anterior tooth restoration.

Smile design – a multidisciplinary approach to restoration and aesthetics

This programme will take you through the 10 essential steps in smile design, demonstrating the clinical procedures to diagnose and reconstruct the individual 'restorative receptor sites' and their collective arrangement in harmony with the patient's unique, specific lip and facial form.




STEPHANIE TARRANT
Registered physiotherapist, Tipperary

**Physiotherapy for the dental team
Looking after your posture and preventing injury**

This presentation aims to discuss the following:

- the risk factors involved in dentistry;
- factors that affect injury and recovery;
- current research;
- education and rehabilitation; and,
- equipment.



MARTIN TICKLE

Professor Martin Tickle, Professor of Dental Public Health & Primary Care, Director of the Institute of Population Health, University of Manchester

Quality in dentistry – what is it?

There has been little academic work on quality in dentistry so there is no agreed understanding of what the concept means. This talk gives an overview of current thinking in about the concept of quality, identifies the issues that need to be considered if we are to measure quality, and provides some insights into approaches to improve quality in general dental practice. The second part of the talk outlines Professor Tickle’s NIHR-funded research programme into quality and will share some preliminary findings.



TRAE LACH TUOHY

Practice limited to periodontics and implant dentistry, Waterford

Regenerative periodontal therapy: biomaterials and lasers

This presentation will cover the current concepts of periodontal regenerative therapy with a review of biomaterials and lasers. Is there a role for lasers in current periodontal therapy? Are lasers better or as effective as biomaterials? Which types of biomaterials are most effective? What is the future for regenerative treatment? These and other related questions will be answered with the emphasis on clinically related information for general dental and hygiene practice.



DAVID WHITTAKER OBE

Emeritus Professor of Forensic Dentistry, University of Cardiff

Murder and mayhem: some aspects of forensic dentistry

Throughout the world it is socially and legally essential to identify the dead. Facial recognition by a relative or acquaintance is the most common method. If this is impossible, forensic dental science may be the only method. If dental records are not available, facial reconstruction is required. The other major contribution of forensic dentistry lies in the interpretation of the teeth and oral structures as weapons. All of these techniques will be illustrated using infamous criminal cases investigated by the speaker.



ALASTAIR WOODS

General practitioner, Galway and Dublin

Two implant overdentures in general practice

This presentation will provide attendees with an overview of mandibular implant-retained overdentures in general practice, including patient assessment and treatment planning. The presentation will include a workflow in the fabrication of the prosthesis, both chairside and laboratory, utilising the Zest Locator system. The lecture will cover a relatively simple and cost-effective solution for a significant proportion of an ageing population.

President’s Golf Competition



The President’s Golf Competition will take place at the spectacular Mount Juliet Golf & Country Club from noon on Thursday May 15. For anyone who is registered for a pre-conference course on Thursday May 15 and would like to play golf, there is the option to play on Wednesday May 14 in the afternoon.

	Wednesday	Thursday
Tee Time:	4pm	12noon
Green Fees:	€45	€75

Playing in three balls

As well as conference delegates, accompanying persons and all trade exhibitors are also welcome to play. Only registered delegates can be eligible for the President’s Prize



Annual Conference

PRE-CONFERENCE COMBINATIONS – please indicate your choice(s) by ticking relevant box

FULL DAY HANDS ON

- ENDODONTICS** (Limited to 20) *Dr Pat Cleary*
- Endodontics + 1 Day Main Conference
- Endodontics + Main Conf. Fri Sat
- Endodontics + Main Conf + 1 team member
- Endodontics + Main Conf + 2 team members
- Endodontics + Main Conf + 3 team members
- Endodontics + Main Conf + 4th and subsequent

FULL DAY LECTURE

- DENTAL AESTHETICS** *Dr Maurice Salama*
- Dental aesthetics + 1 Day Main Conf.
- Dental aesthetics + Main Conference
- Dental aesthetics + Main Conf + 1 team member
- Dental aesthetics + Main Conf + 2 team members
- Dental aesthetics + Main Conf + 3 team members
- Dental aesthetics + Main Conf + 4th and subsequent

HALF DAY LECTURE/PRACTICAL MORNING

- ORAL SURGERY** *Drs Naomi Rahman & Seamus Rogers*
- Oral surgery + 1 Day Main Conf. Fri Sat
- Oral surgery + Main Conference
- Oral surgery + Main Conf + 1 team member
- Oral surgery + Main Conf + 2 team members
- Oral surgery + Main Conf + 3 team members
- Oral surgery + Main Conf + 4th and subsequent

HALF DAY MORNING

- COMPOSITES** *Drs Didier Dietschi and Paddy Crotty*
- Composites + 1 Day Main Conf. Fri Sat
- Composites + Main Conference
- Composites + Main Conf + 1 team member
- Composites + Main Conf + 2 team members
- Composites + Main Conf + 3 team members
- Composites + Main Conf + 4th and subsequent

SPECIAL OPTION

- ORAL SURGERY + COMPOSITES**
- 2 Pre Conf Courses + 1 Day Conf. Fri Sat
- 2 Pre Conf Courses + Main Conference
- 2 Pre Conf Courses + Main Conf + 1 team memb
- 2 Pre Conf Courses + Main Conf + 2 team memb
- 2 Pre Conf Courses + Main Conf + 3 team memb
- 2 Pre Conf Courses + Main Conf + 4th and sub.

MAIN CONFERENCE ONLY

- IDA Conference
- IDA Conference + 1 team member
- IDA Conference + 2 team members
- IDA Conference + 3 team members
- IDA Conference + 4th and subsequent
- ONE DAY ONLY Friday or Saturday
- IDA Life Members
- IDA Life Members 1 Day Fri Sat
- 1st yr graduate/postgraduate student
- 1st yr grad./postgrad. student 1 Day Fri Sat
- Dental Team – dental nurse, hygienist, technician

SOCIAL PROGRAMME

- Annual Dinner
- President's Prize Golf

MEMBERS

	Early Booking Before March 30	Late booking After March 30
<input type="checkbox"/>	€400	€450
<input type="checkbox"/>	€600	€670
<input type="checkbox"/>	€650	€750
<input type="checkbox"/>	€750	€850
<input type="checkbox"/>	€840	€940
<input type="checkbox"/>	€920	€1,020
<input type="checkbox"/>	€80 each	€80 each

NON-MEMBERS

	Early booking Before March 30	Late booking After March 30
<input type="checkbox"/>	€800	€850
<input type="checkbox"/>	€1200	€1310
<input type="checkbox"/>	€1,300	€1,500
<input type="checkbox"/>	€1,400	€1,600
<input type="checkbox"/>	€1,490	€1,690
<input type="checkbox"/>	€1,570	€1,770
<input type="checkbox"/>	€80 each	€80 each

<input type="checkbox"/>	€250	€300
<input type="checkbox"/>	€450	€520
<input type="checkbox"/>	€500	€600
<input type="checkbox"/>	€600	€700
<input type="checkbox"/>	€690	€790
<input type="checkbox"/>	€770	€870
<input type="checkbox"/>	€80 each	€80 each

<input type="checkbox"/>	€500	€550
<input type="checkbox"/>	€900	€1010
<input type="checkbox"/>	€1,000	€1,200
<input type="checkbox"/>	€1,100	€1,300
<input type="checkbox"/>	€1,190	€1,390
<input type="checkbox"/>	€1,270	€1,470
<input type="checkbox"/>	€80 each	€80 each

	<input type="checkbox"/> AFTERNOON
<input type="checkbox"/>	€200
<input type="checkbox"/>	€400
<input type="checkbox"/>	€450
<input type="checkbox"/>	€550
<input type="checkbox"/>	€640
<input type="checkbox"/>	€720
<input type="checkbox"/>	€80 each

<input type="checkbox"/>	€400
<input type="checkbox"/>	€800
<input type="checkbox"/>	€900
<input type="checkbox"/>	€1100
<input type="checkbox"/>	€1,190
<input type="checkbox"/>	€1,270
<input type="checkbox"/>	€80 each

	<input type="checkbox"/> AFTERNOON
<input type="checkbox"/>	€250
<input type="checkbox"/>	€450
<input type="checkbox"/>	€500
<input type="checkbox"/>	€600
<input type="checkbox"/>	€690
<input type="checkbox"/>	€770
<input type="checkbox"/>	€80 each

<input type="checkbox"/>	€500
<input type="checkbox"/>	€900
<input type="checkbox"/>	€1,000
<input type="checkbox"/>	€1,100
<input type="checkbox"/>	€1,190
<input type="checkbox"/>	€1,270
<input type="checkbox"/>	€80 each

<input type="checkbox"/>	€400
<input type="checkbox"/>	€600
<input type="checkbox"/>	€650
<input type="checkbox"/>	€750
<input type="checkbox"/>	€840
<input type="checkbox"/>	€920
<input type="checkbox"/>	€80 each

<input type="checkbox"/>	€800
<input type="checkbox"/>	€1,200
<input type="checkbox"/>	€1,300
<input type="checkbox"/>	€1,400
<input type="checkbox"/>	€1,490
<input type="checkbox"/>	€1,570
<input type="checkbox"/>	€80 each

MEMBERS

	Early Booking Before March 30	Late booking After March 30
<input type="checkbox"/>	€300	€350
<input type="checkbox"/>	€400	€450
<input type="checkbox"/>	€490	€540
<input type="checkbox"/>	€570	€620
<input type="checkbox"/>	€80 each	€80 each
<input type="checkbox"/>	€220	€270
<input type="checkbox"/>	€150	€200
<input type="checkbox"/>	€100	€150
<input type="checkbox"/>	€200	€250
<input type="checkbox"/>	€120	€170
<input type="checkbox"/>	€120	€140

NON-MEMBERS

	Early booking Before March 30	Late booking After March 30
<input type="checkbox"/>	€600	€700
<input type="checkbox"/>	€700	€800
<input type="checkbox"/>	€790	€890
<input type="checkbox"/>	€870	€970
<input type="checkbox"/>	€80 each	€80 each
<input type="checkbox"/>	€440	€540

<input type="checkbox"/>	€85
<input type="checkbox"/>	€45 Wed
<input type="checkbox"/>	€75 Thurs

Annual Conference Registration Form



Please use BLOCK CAPITALS

Dental Council number:

--	--	--	--

IDA membership number (if applicable):

--	--	--	--

Dentist:

Hygienist:

Nurse:

Technician:

Name:

Address:

Email:

Landline:

Mobile:

Team member 1 name:

Nurse:

Hygienist:

Technician:

Team member 2 name:

Nurse:

Hygienist:

Technician:

Team member 3 name:

Nurse:

Hygienist:

Technician:

Team member 4 name:

Nurse:

Hygienist:

Technician:

Team member 5 name:

Nurse:

Hygienist:

Technician:

Team member 6 name:

Nurse:

Hygienist:

Technician:

Payment method





Cheque

Expiry date

CW number

TOTAL COST (see overleaf):



Signature:

Cancellations must be received in writing by 8th May 2014.

All hotel bookings must be made directly with Lyrath Hotel.

Quote: IDA Annual Conference

Please return completed form to:

Irish Dental Association,
 Unit 2 Leopardstown Office Park,
 Sandyford,
 Dublin 18.

IRISH DENTAL ASSOCIATION
Unit 2 Leopardstown Office Park, Sandyford, Dublin 18
T +353 1 295 0072 F +353 1 295 0092
www.dentist.ie